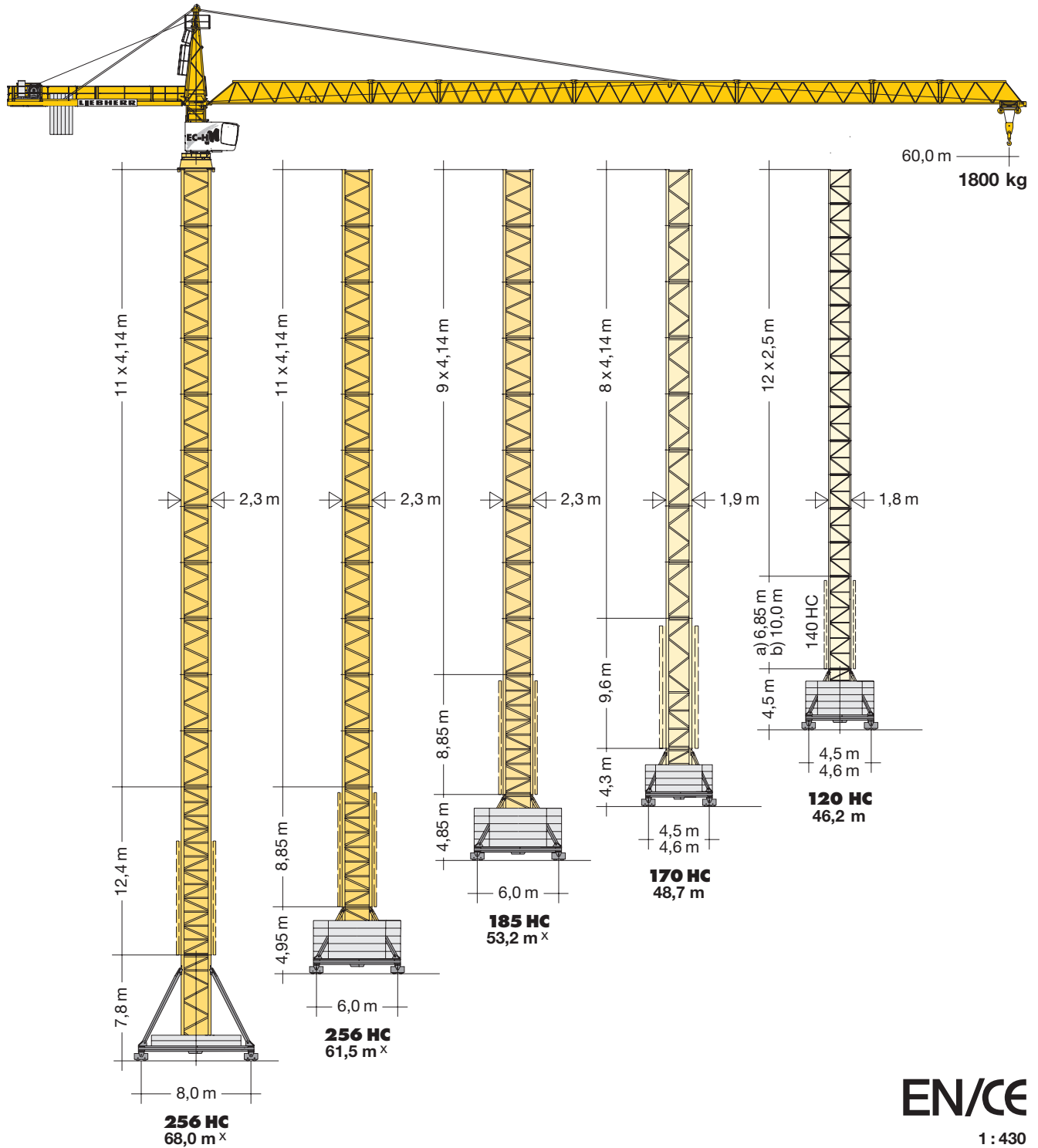


# Turmdrehkran

Tower Crane / Grue à tour / Gru a torre  
Grúa torre / Guindaste de torre

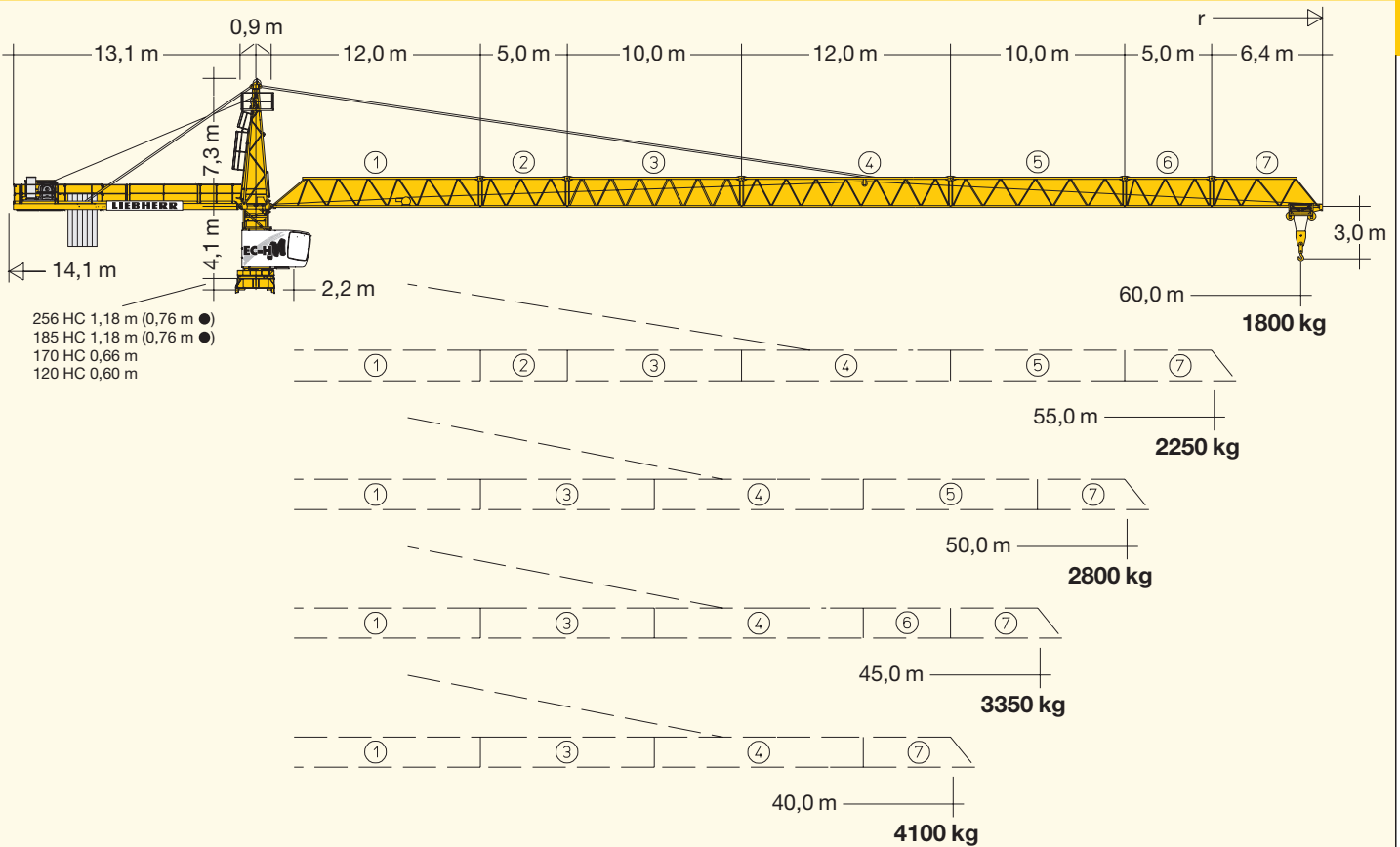
# 154 EC-HM 6 FR.tronic®



EN/CE

1 : 430

# LIEBHERR

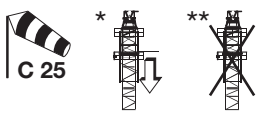


● = siehe Betriebsanleitung. / see instruction manual. / voir manuel d'instruction.  
vedasi le istruzioni sull'uso. / superiores según manual. / consultar manual de instruções.

# Hubhöhe

Hoisting height / Hauteur sous crochet / Altezza di sollevamento / Altura bajo gancho / Altura de montagem

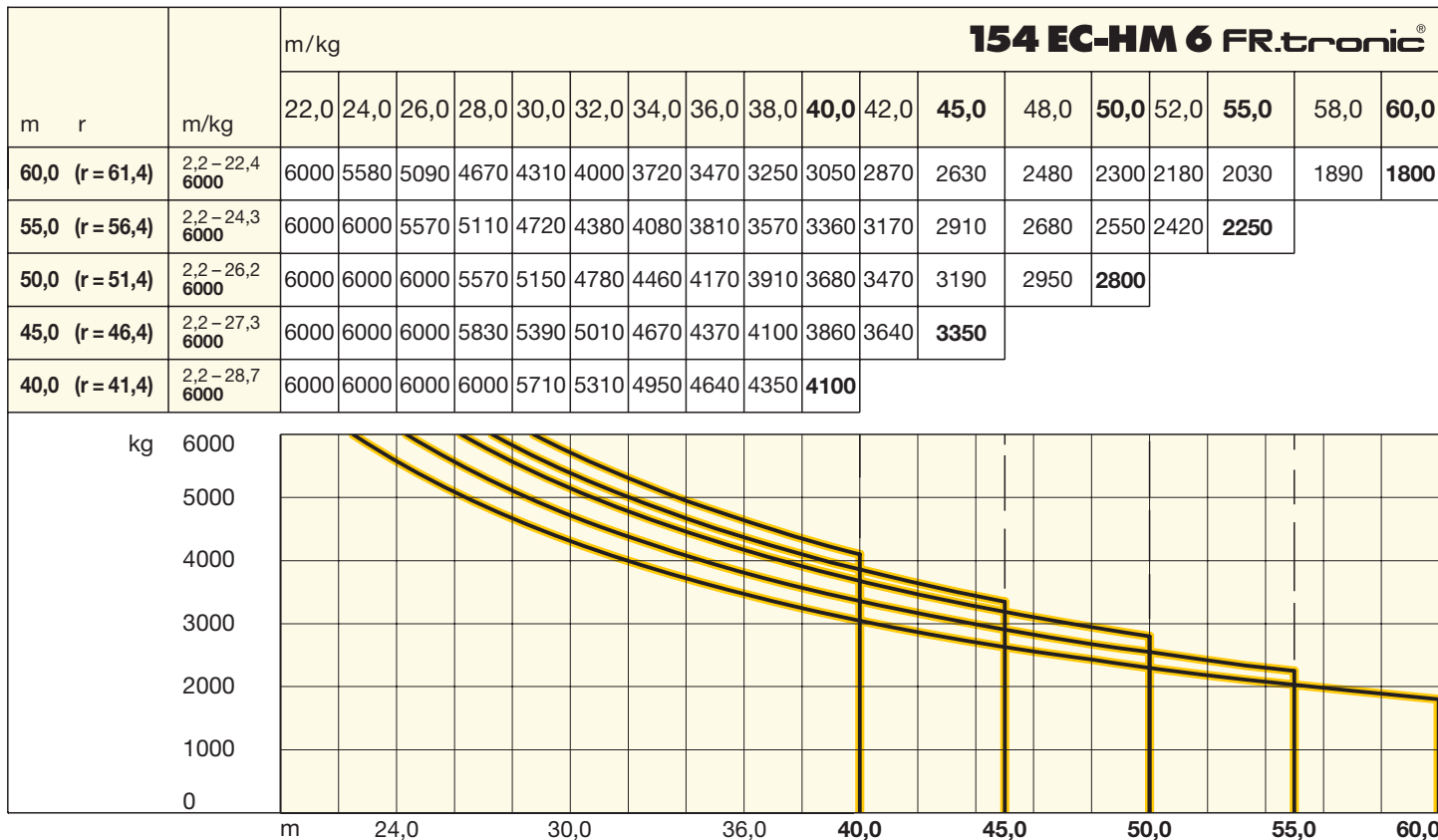
	120 HC													
12	43,0* <sup>o</sup>	46,2* <sup>o</sup>	-	42,5* <sup>o</sup>	45,7* <sup>o</sup>	38,8* <sup>o</sup>	42,0* <sup>o</sup>	-	-	-	-	-	-	
11	40,5*	43,7*	53,7** <sup>o</sup>	40,0*	43,2*	36,3*	39,5*	46,3* <sup>o</sup>	49,5* <sup>o</sup>	37,7*	-	37,5*	-	50,8** <sup>o</sup>
10	38,0	41,2	51,2*	37,5	40,7	33,8	37,0	43,8*	47,0*	35,2*	38,4*	35,0*	38,2*	48,3**
9	35,5	38,7	48,7*	35,0	38,2	31,3	34,5	41,3	44,5	32,7	35,9*	32,5	35,7*	45,8*
8	33,0	36,2	46,2	32,5	35,7	28,8	32,0	38,8	42,0	30,2	33,4	30,0	33,2	43,3
7	30,5	33,7	43,7	30,0	33,2	26,3	29,5	36,3	39,5	27,7	30,9	27,5	30,7	40,8
6	28,0	31,2	41,2	27,5	30,7	23,8	27,0	33,8	37,0	25,2	28,4	25,0	28,2	38,3
5	25,5	28,7	38,7	25,0	28,2	21,3	24,5	31,3	34,5	22,7	25,9	22,5	25,7	35,8
4	23,0	26,2	36,2	22,5	25,7	18,8	22,0	28,8	32,0	20,2	23,4	20,0	23,2	33,3
3	20,5	23,7	33,7	20,0	23,2	16,3	19,5	26,3	29,5	17,7	20,9	17,5	20,7	30,8
2	18,0	21,2	31,2	17,5	20,7	13,8	17,0	23,8	27,0	15,2	18,4	15,0	18,2	28,3
1	15,5	18,7	28,7	15,0	18,2	11,3	14,5	21,3	24,5	12,7	15,9	12,5	15,7	25,8
0	13,0	16,2	26,2	12,5	15,7	8,8	12,0	18,8	22,0	10,2	13,4	10,0	13,2	23,3
	m a)	b)		m a)	b)	m a)	b)	a)	b)	m a)	b)	m a)	b)	m



**o** = Ohne Kabine  
Sans cabine  
Senza cabina  
Sin cabina  
Sem cabine

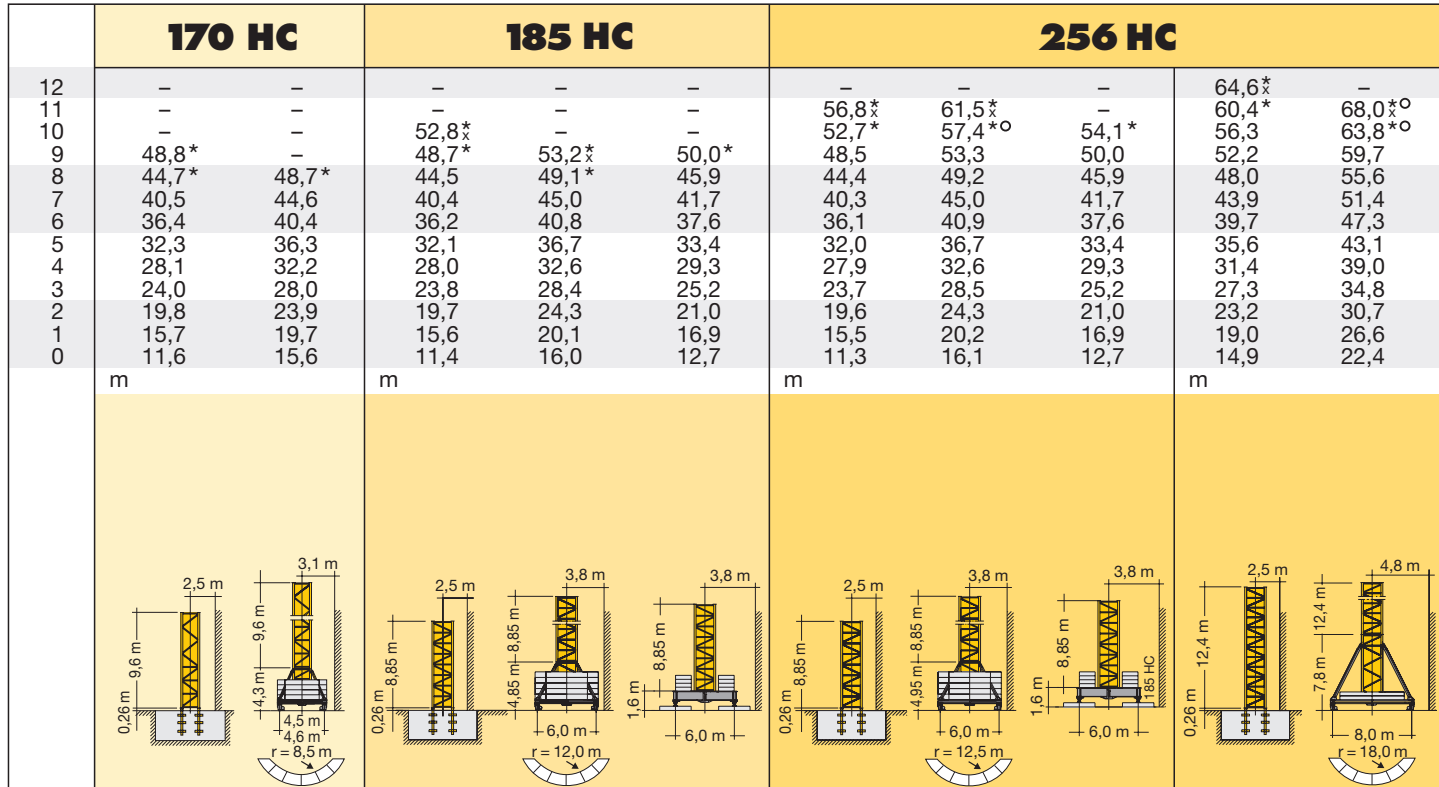
**S** = verstärkt  
reinforced  
rinforzato  
reforzado  
reforçado

**Weitere Auslegerlängen und Klettern im Gebäude auf Anfrage.**  
Further jib lengths as well as climbing inside the building on request.  
Autres longueurs de flèche et hissage dans le bâtiment sur demande.  
Ulteriori lunghezze braccio e telescopaggio all'interno dell'edificio: su richiesta.  
Para otros alcances y trepado en el interior del edificio, consultar.  
Outros comprimentos de lança e subida no edifício: sob consulta.




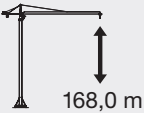
## Hubhöhe


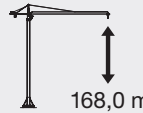
Hoisting height / Hauteur sous crochet / Altezza di sollevamento / Altura bajo gancho / Altura de montagem

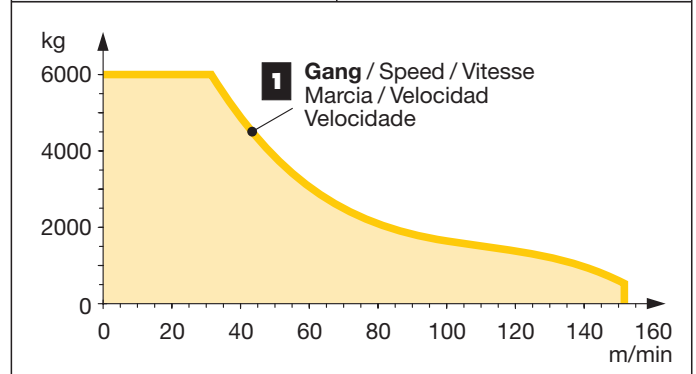
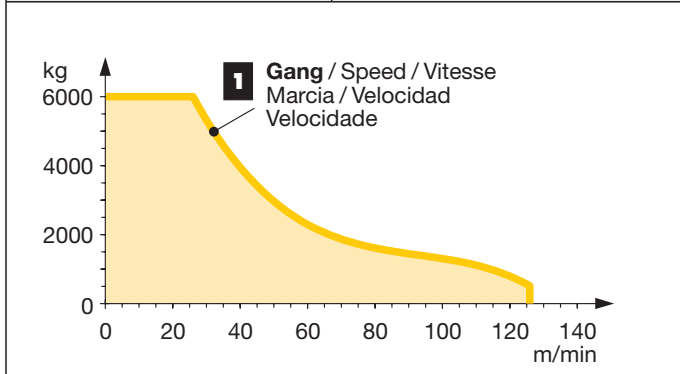


x = Nur bei Windzone C 10  
 Only in case of wind zone C 10  
 Seulement en cas de zone de vent C 10  
 Solo in zona vento C 10  
 Solo en zona de viento C 10  
 Só em zona de vento C 10


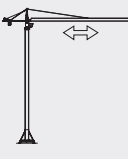


Weitere Hubhöhen in Abhängigkeit von Windzonen auf Anfrage  
 Additional hoist heights depending on wind zones on request  
 Hauteurs sous crochet supplémentaires dépendant des zones de vent sur demande  
 A richiesta, ulteriori altezze di sollevamento a seconda delle zone vento  
 Para otras alturas bajo gancho superiores en zonas de viento, consultar  
 Para outras alturas de elevação em zonas de vento, conforme ao pedido

	↔ <b>stufenlos</b> / stepless / régl. continu regl. progressiva / sin escalones / sem degraus kg m/min
30 kW FU WIW 240 MZ 401 5 <b>Lagen</b> Layers Couches Strati Camadas Capas 	<b>1</b> 6000 0 ↔ 26 450 0 ↔ 126
max. 292,0 m**	













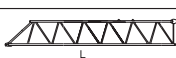

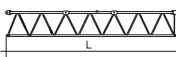

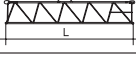







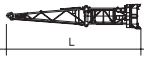

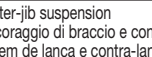













	↔ <b>stufenlos</b> / stepless / régl. continu regl. progressiva / sin escalones / sem degraus kg m/min
37 kW FU WIW 250 MZ 401 5 <b>Lagen</b> Layers Couches Strati Camadas Capas 	<b>1</b> 6000 0 ↔ 32 550 0 ↔ 152
max. 292,0 m**	







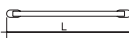

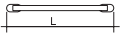





\*\* Weitere Hublastdaten: siehe Betriebsanleitung. / Further hoist load data: see instruction manual. / Autres données de la charge de levage: voir manuel d'instruction. / Altri dati sui carichi sollevati: consultare il manuale d'istruzione. / Alturas bajo granco superiores según manual. / Outras tabelas de carga: consultar manual de instruções.

	U/min 0 ↔ 0,8 sl./min tr./min	1 x 7,5 kW FU
	0 ↔ 100,0 m/min	5,5 kW FU
	25,0 m/min	2 x 4,0 kW (120 HC) 2 x 7,5 kW (256 HC) 2 x 5,5 kW (185 HC, 170 HC)
	<b>kVA</b>	30 kW FU 37 kW FU 42,0 47,0

Montagegewichte: siehe Betriebsanleitung. / Erection weights: see instruction manual. / Poids de montage: voir manuel de service.  
 Pesì di montaggio: vedasi le istruzioni sull'uso. / Peso para el montaje: según manual. / Pesos de montagem: veja-se as instruções p. uso.

<b>Kranoberteil</b>		<b>Upper part of crane / Partie supérieure de grue / Parte superiore della gru</b>		<b>L (m)</b>	<b>B (m)</b>	<b>H (m)</b>	<b>kg*</b>		
Pos. Item Rep Voce Pos. Ref.	Anz. Qty. Qta. Cant.								
1	1	<b>Drehbühne / Slewing platform</b> Plateforme tournante / Piattaforma girevole Plataforma de giro / Plataforma giratória			120 HC	5,20	2,30	2,27	6500
					170 HC	5,20	2,30	2,27	6700
					185 HC	6,00	2,74	2,27	6900
					256 HC	6,00	2,74	2,27	6900
2	1	<b>Kabine / Cabin</b> Cabine / Cabina Cabina / Cabina			4,05	1,80	2,34	1100	
3	1	<b>Turmspitze / Tower head section</b> Porte-fèche / Testa porta-braccio Cabeza de torre / Cabeça de apoio de lança			7,30	1,48	1,75	1870	
4	1	<b>Hubwerkseinheit / Hoist gear unit / Treuil de levage</b> Gruppo meccanismo sollevamento / Mecanismo de elevación / Grupo de mecanismo elevatório	37 kW 		2,34	2,20	1,70	2500	
5	1	<b>Gegenausleger / Counter-jib</b> Contre-fèche / Controbraccio Contrapluma / Contra-lança			13,11	2,42	0,57	3000	
6	1	<b>Gegenausleger mit Hubwerkseinheit</b> Counter-jib with hoist gear unit / Contre-fèche avec treuil de levage / Controbraccio con gruppo meccanismo sollevamento / Contrapluma con mecanismo de elevación / Contra-lança com grupo de mecanismo elevatório			13,11	2,42	2,20	7000	
7	1	<b>Ausleger-Anlenkstück / Jib heel section</b> Pied de fèche / Settore articolato di braccio Pluma tramo primero / Base articulada de lança			12,24	1,58	1,79	① 2050	
8	1	<b>Ausleger-Zwischenstück / Intermediate jib section</b> Élément intermédiaire de fèche / Spezzone di braccio Tramo intermedio pluma / Peça suplementar da lança			12,30	1,25	1,70	④ 1640	
9	2	<b>Ausleger-Zwischenstück / Intermediate jib section</b> Élément intermédiaire de fèche / Spezzone di braccio Tramo intermedio pluma / Peça suplementar da lança			10,30	1,25	1,70	③ 1130 ⑤ 750	
10	2	<b>Ausleger-Zwischenstück / Intermediate jib section</b> Élément intermédiaire de fèche / Spezzone di braccio Tramo intermedio pluma / Peça suplementar da lança			5,25	1,25	1,68	⑥ 370 ② 630	
11	1	<b>Ausleger-Kopfstück / Jib head</b> Pointe de fèche / Punta freccia Tramo punta de pluma / Cabeça de lança			6,51	1,43	1,88	⑦ 500	
12	1	<b>Laufkatze und Lashaken / Trolley and hook</b> Chariot de distribution et crochet / Carrello con gancio Carrito y gancho / Carro de ponte e gancho			1,90	1,42	1,38	580	
13	1	<b>Drehbühne und Turmspitze / Slewing platform and tower head section / Ensemble mât-cabine et porte-fèche</b> Piattaforma girevole e cuspidi / Plataforma de giro y cabeza torre / Plataforma giratória e cabeça de torre			120 HC	12,30	2,30	2,27	8400
					170 HC	12,30	2,30	2,27	8560
					185 HC	12,70	2,74	2,27	8870
					256 HC	12,70	2,74	2,27	8870
14	1	<b>Ausleger- und Gegenausleger-Abspannung / Jib and counter-jib suspension</b> Haubanage de fèche et de contre-fèche / Attrezzatura di ancoraggio di braccio e controbraccio Tirantes de sost en pluma y contrapluma / Grupo de ancoragem de lança e contra-lança			8,20	0,55	0,12	1170	
					5,87	0,20	0,16	380	
<b>Turm</b>		<b>Tower / Mât / Torre</b>							
15	13 9 9 11	<b>Turmstück / Tower section</b> Élément de mât / Elemento di torre Tramo torre / Torre			120 HC	2,50	1,80	1,80	1090
					170 HC	4,14	1,90	1,90	1850
					185 HC	4,14	2,30	2,30	2240
					256 HC	4,14	2,30	2,30	2300
16	7 3	<b>Turmstück lang / Long tower section</b> Élément de mât long / Elemento di torre, lungo Tramo de torre largo / Peça de torre, comprida			120 HC	5,00	1,80	1,80	1830
					120 HC	10,00	1,80	1,80	3430
					120 HC	12,50	1,80	1,80	4200
17	1	<b>Grundturmstück / Base tower section</b> Mât de base / Elemento di torre base Tramo base / Peça de base de torre			140 HC	6,85	1,80	1,80	2930
					140 HC	10,00	1,80	1,80	3990
					140 HC s	10,00	1,80	1,80	4000
					170 HC	9,60	1,90	1,90	4480
					185 HC	8,85	2,30	2,30	4280
					256 HC	8,85 (12,42)	2,30 (2,30)	2,30 (2,30)	4830 (7940)
<b>Klettereinrichtung</b>		<b>Climbing equipment / Equipement de télescope / Attrezzatura per allungamento della gru</b>		<b>Equipo de trepado / Acesórios p. subida no edificio</b>					
18	1	<b>Führungsstück kpl. / Guide section cpl.</b> Cage télescopique cpl. / Gabbia di sopraelevazione compl. Torre de montaje completa / Peça de guia compl.			120 HC	6,45	2,10	2,42	2660
					120 HC	9,60	2,10	2,42	4410
					170 HC	9,04	2,31	2,28	4750
					185 HC	8,39	2,68	2,58 (3,04)	5100
					256 HC	8,39	2,68	2,58 (3,04)	5100
19	1	<b>Hydraulikanlage, Stütz- und Klettertraverse / Hydraulic unit, supporting and climbing cross members</b> Système hydraulique avec traverses d'appui et de télescope / Sistema idraulico, traversa di appoggio e allungamento gru / Sistema hidráulico con traviesa de apoyo y trepado / Instalação hidráulica, travessa de apoio e subida			120 HC	2,87	2,12	1,06	1050
					170 HC	2,00	1,10	1,00	1100
					185 HC	2,30	1,25	1,00	1150
					256 HC	2,30	1,25	1,00	1150
<b>Unterwagen</b>		<b>Undercarriage / Châssis / Carro della gru</b>		<b>Carro con mástil / Carro de guindaste</b>					
20	2	<b>Fahrschemel mit Antrieb / Rail bogie with drive</b> Bogie moteur / Telaio con gruppo propulsore Caja rodillo motriz / Quadro sem grupo de propulsão			120 HC	1,38	0,88	0,87	900
					170 HC	1,46	0,84	0,87	920
					185 HC	1,46	0,84	0,87	920
					256 HC	1,63 (1,46)	0,92 (0,84)	0,95 (0,87)	1690 (920)

Pos. Item Rep Voce Pos. Ref	Anz. Qty. Qté. Qta. Cant. Cant.				L (m)	B (m)	H (m)	kg*	
21	2	<b>Fahrschemel ohne Antrieb</b> / Rail bogie without drive Bogie fou / Telaio senza gruppo propulsore Caja rodillo conducido / Quadro com grupo de propulsão			120 HC	1,17	0,60	0,87	860
					170 HC	1,15	0,60	0,87	880
					185 HC	1,15	0,60	0,87	880
					256 HC	1,37 (1,15)	0,62 (0,60)	0,95 (0,87)	1340 (880)
22	1	<b>Tragholm lang</b> / Long support arm Longeron long / Longherone lungo Braço largo soporte / Travessa comprida			120 HC	7,12	0,78	0,65	950
					170 HC	7,15	0,80	0,70	1070
					185 HC	9,10	0,82	0,74	1350
					256 HC	9,10 (11,95)	0,80 (0,82)	0,80 (0,80)	1650 (2200)
23	2	<b>Tragholm kurz</b> / Short support arm Longeron court / Longherone corto Braço corto soporte / Travessa curta			120 HC	3,45	0,56	0,55	408
					170 HC	3,45	0,60	0,70	500
					185 HC	4,41	0,62	0,71	615
					256 HC	4,45 (5,58)	0,77 (0,65)	0,77 (0,77)	800 (1035)
24	2+2	<b>Randträger</b> / Border support Traverse / Supporti base Traviesa / Apoio de bordo			120 HC	4,02	0,35	0,12	95
					170 HC	4,08 - 4,30	0,16 - 0,33	0,11 - 0,14	80 - 200
					185 HC	5,48 - 5,46	0,11 - 0,17	0,16 - 0,38	118 - 454
					256 HC	5,46 - 5,40 (7,52 - 7,46)	0,11 - 0,18 (0,10 - 0,17)	0,16 - 0,38 (0,10 - 0,38)	175 - 525 (366 - 912)
25	4	<b>Stützholm</b> / Support strut Hauban de châssis / Correnti di appoggio Tirante vertical / Travessa de apoio			120 HC	3,78	0,15	0,22	200
					170 HC	3,53	0,25	0,17	240
					185 HC	4,23	0,17	0,25	275
					256 HC	4,14 (6,55)	0,18 (0,22)	0,25 (0,25)	320 (600)
26	1	<b>Unterswagen-Turmstück</b> / Undercarriage tower section Mât de châssis / Elemento di torre del carro Tramo de carro / Peça de torre do chassis			120 HC	3,50	2,06	2,06	1320
					170 HC	3,30	2,15	2,15	2000
					185 HC	3,73	2,52	2,52	1950
					256 HC	3,73 (6,70)	2,62 (2,53)	2,62 (2,53)	2550 (3800)
27	1	<b>Stapel Aufstiege und Podeste</b> / Bundle of ladders and platforms Faisceau d'échelles et de plates-formes / Serie di scale e rampe Paquete de escaleras y plataformas / Escadas e patamares			120 HC	3,50	1,20	1,00	1000
28	1	<b>Kiste mit Kleinteilen</b> / Crate with small parts Caisse contenant des accessoires / Cassa con accessori Caja con accesorios / Caixa de acessórios				2,00	1,00	1,00	2000

( ) **Angaben in Klammern gelten für 8 m-Unterswagen.** / The data in brackets are valid for an undercarriage of 8 m. / Les données techniques indiquées entre parenthèses sont valables pour un châssis de 8 m. / Caratteristiche in (..) valgono per carro di 8 m. / Los datos entre paréntesis son válidos para carro de 8 m. Características em (..) válidas pelo chassis de 8 m.

\* **Einzelgewichte.** / Single weights. / Poids individuels. / Pesì di componenti. / Pesos unitarios. / Pesos de peças componentes.

**Konstruktionsänderungen vorbehalten!**  
Subject to alterations! / Sous réserves de modifications!  
Si fa riserva di modifiche! / Sujeto a modificaciones!  
Salvo modificação da construçao!

**Sämtliche Angaben erfolgen ohne Gewähr.** / This information is supplied without liability.  
Ces renseignements sont sans garantie. / Le indicazioni contenute si intendono salvo errori ed omissioni.  
Declinamos toda responsabilidad derivada de la información proporcionada. / Declinamos qualquer  
responsabilidade quanto à informação fornecida.

121 P – 4608 EN/CE • BGL C.0.10.0140 • 03.07 / 6

Printed in Germany.